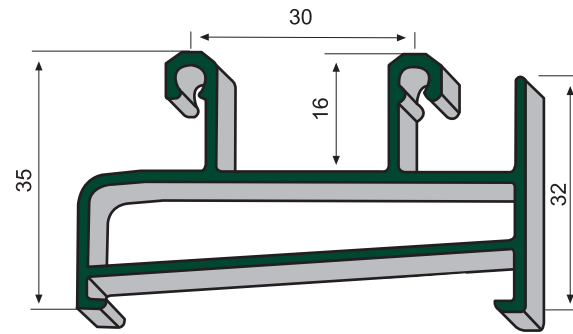
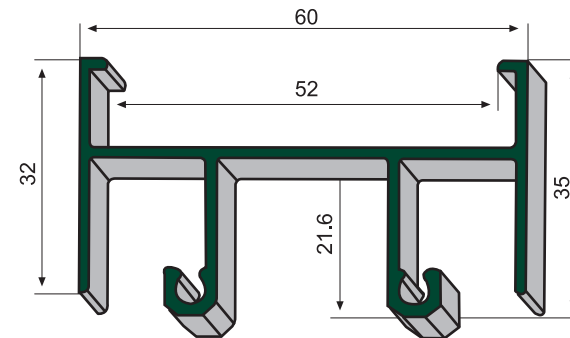


serie G
21

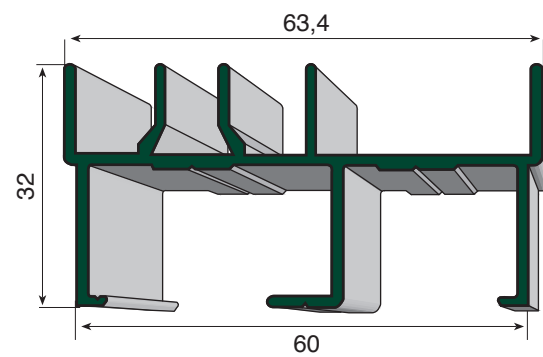
CORREDERA G- 21



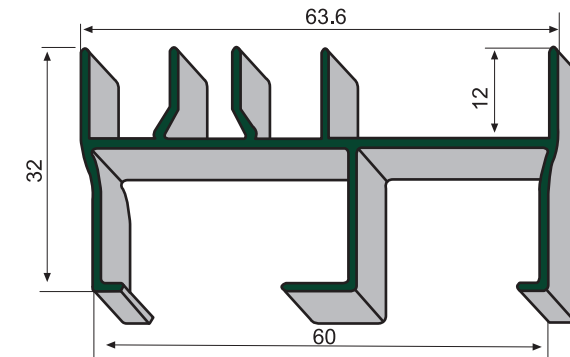
C/ 103 Marco inferior



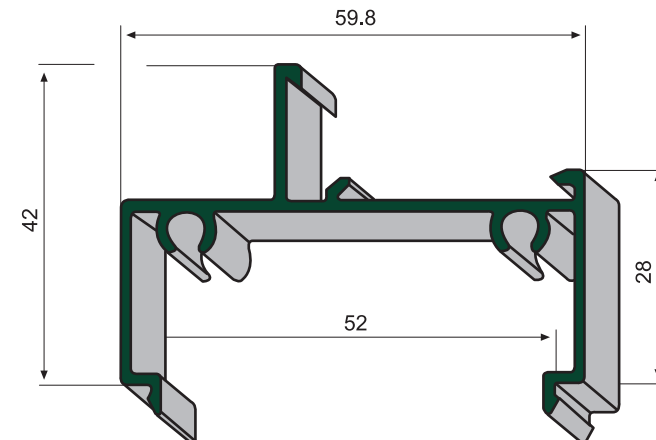
C/ 104 Marco superior



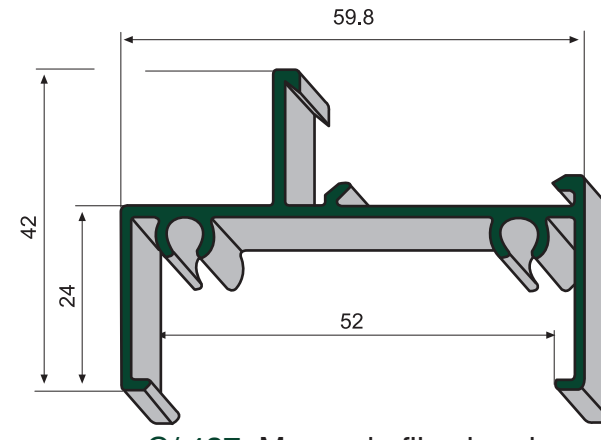
C/ 105 E Marco lateral reforzado



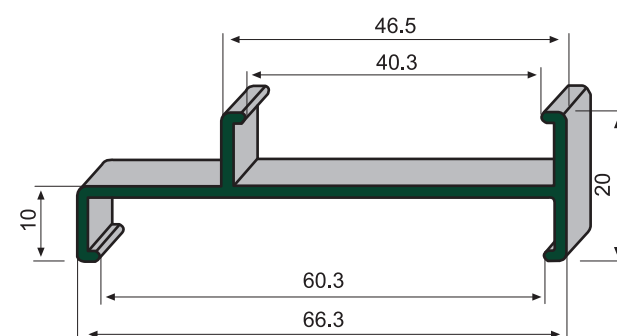
C/ 105 Marco lateral




C/ 417 Marco de fijos macho



C/ 427 Marco de fijos hembra

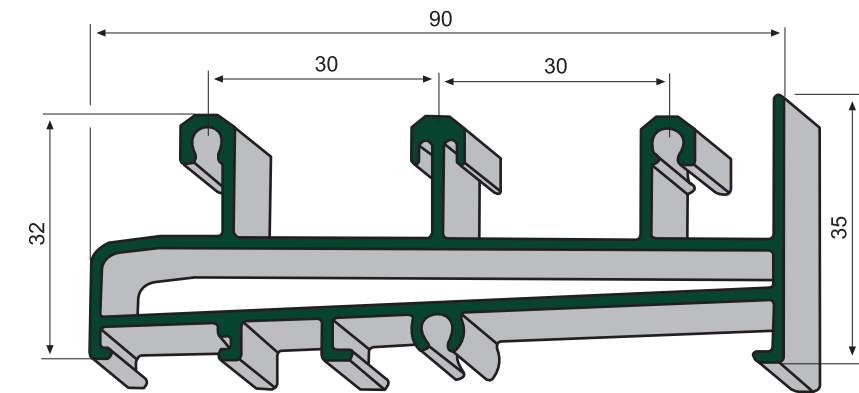


C/ 313 Union corredera y abatible

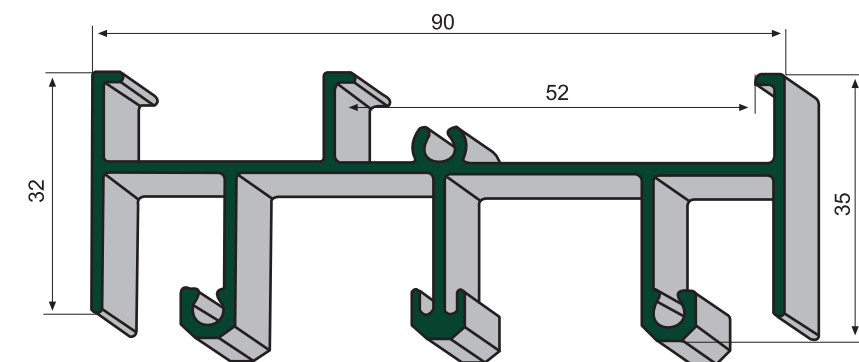


C/ 316 Union de corredera

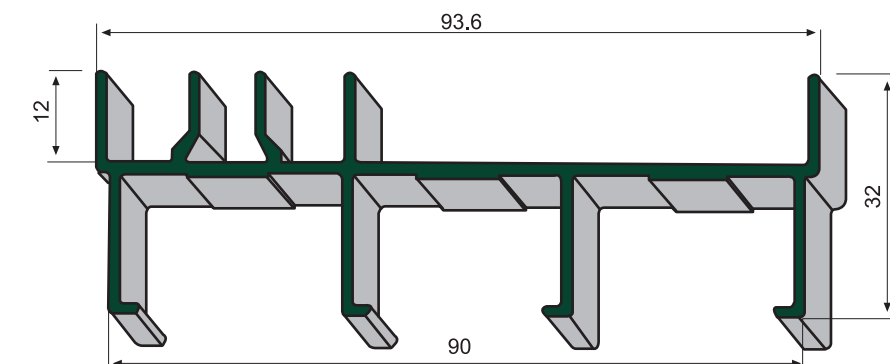
CORREDERA G-21



C/ 123 Marco inferior 3 carriles

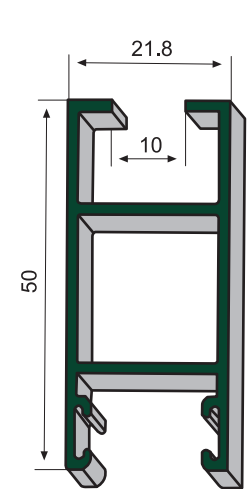


C/ 124 Marco superior 3 carriles

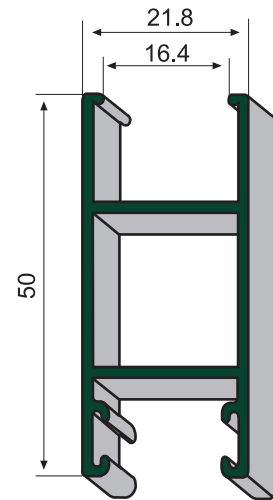


C/ 125 Marco lateral 3 carriles

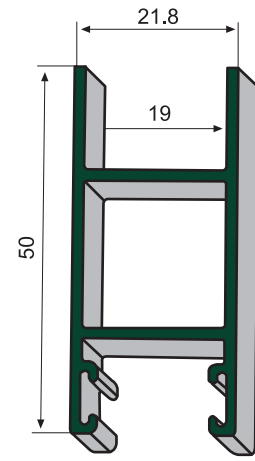
CORREDERA G-21



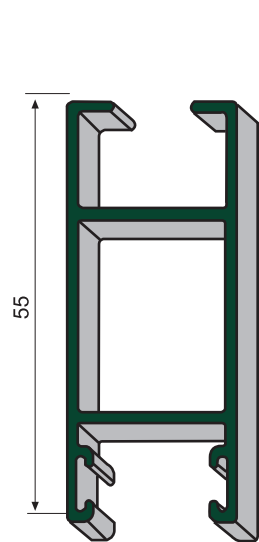
C/ 107 Hoja lateral
cristal -10



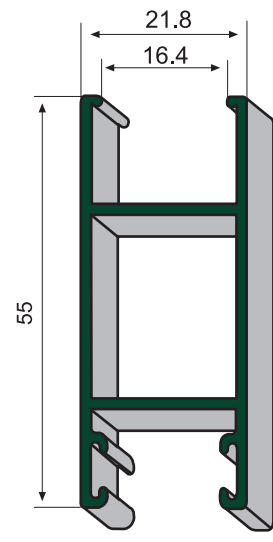
C/ 147 Hoja lateral
cristal - 16,4



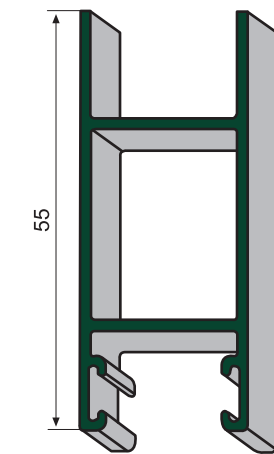
C/ 117 hoja lateral
cristal-19



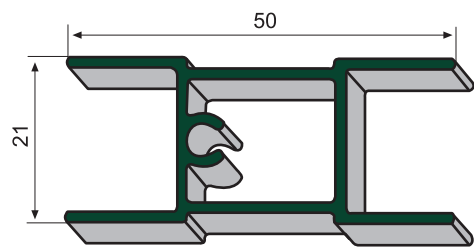
C/ 127 Hoja lateral
de 55 cristal - 10



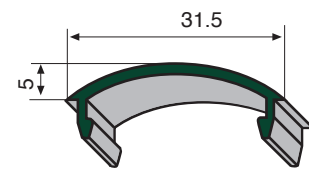
C/ 157 Hoja lateral
cristal - 16,4



C/ 137 Hoja lateral
de 55 cristal - 19

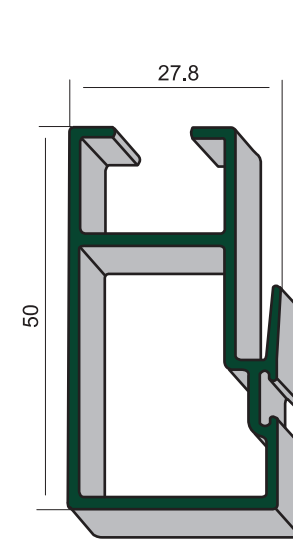


C/ 131 Parteluces cristal - 19

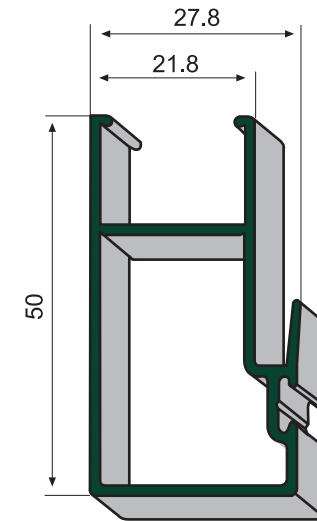


C/ 106 Embellecedor marco lateral

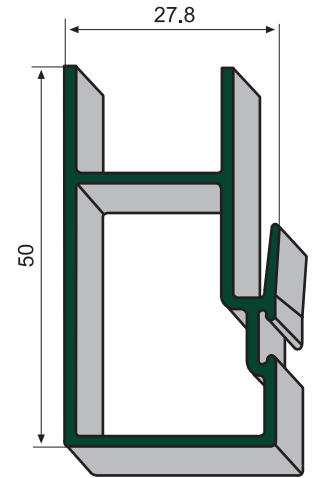
CORREDERA G-21



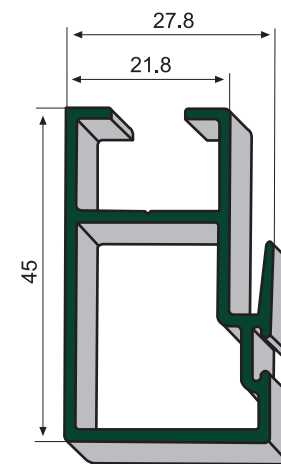
C/ 128 Hoja central
de 50 cristal - 10



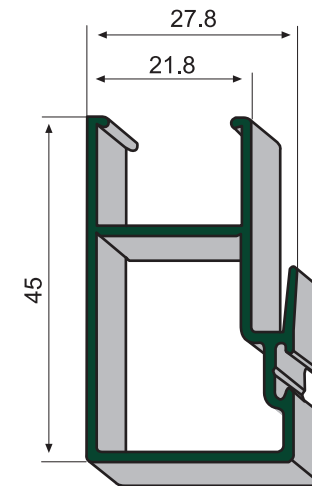
C/ 158 Hoja central
cristal - 16,4



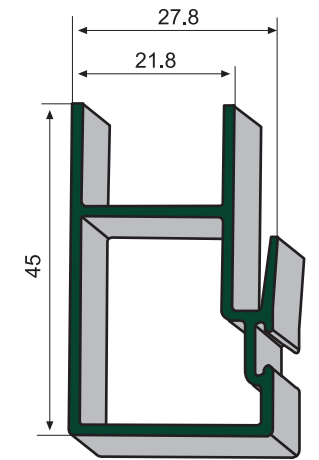
C/ 138 Hoja central
de 50 cristal - 19



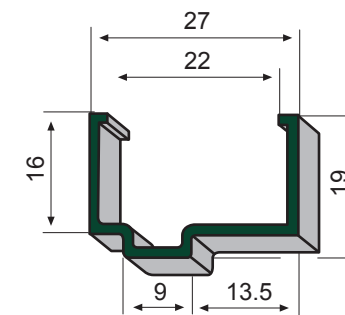
C/ 108 Hoja central
cristal -10



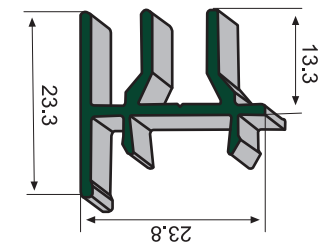
C/ 148 Hoja central
cristal - 16,4



C/ 118 Hoja central
cristal - 19

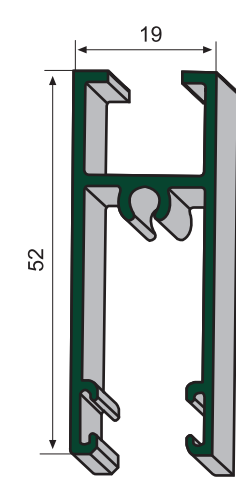


C/ 317 Suplemento
para cristal de camara

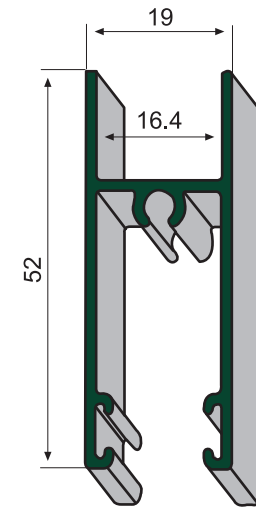


C/ 115 Suplemento 4 hojas

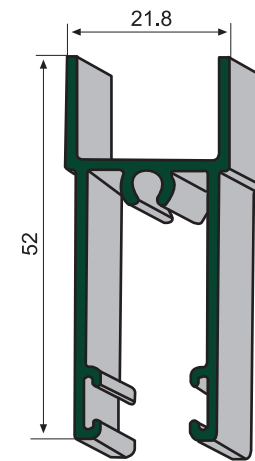
CORREDERA G-21



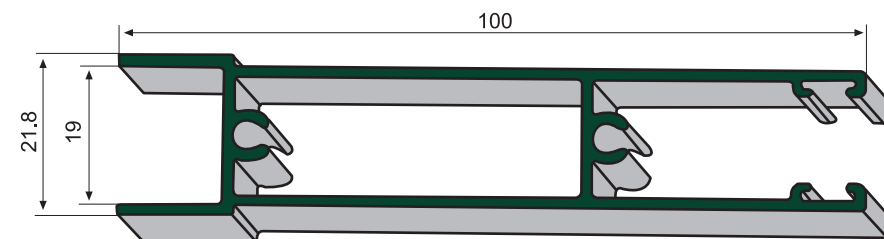
C/ 110 Hoja de rueda cristal -10



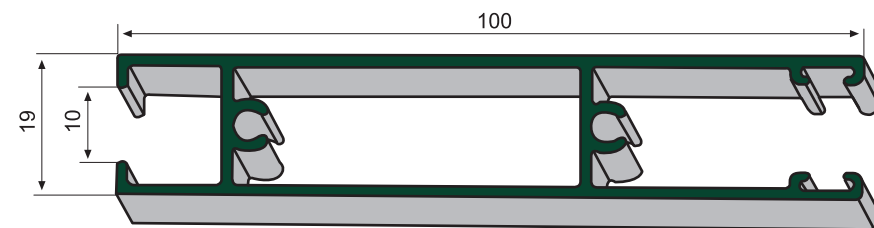
C/ 140 Hoja de rueda cristal - 16,4



C/ 120 Hoja de rueda cristal - 19

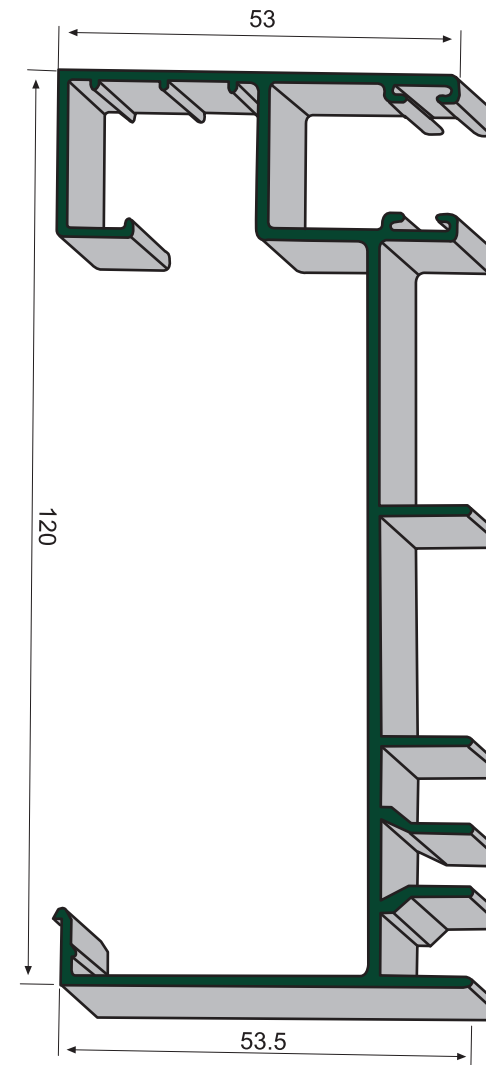


C/ 122 Zocalo cristal - 19

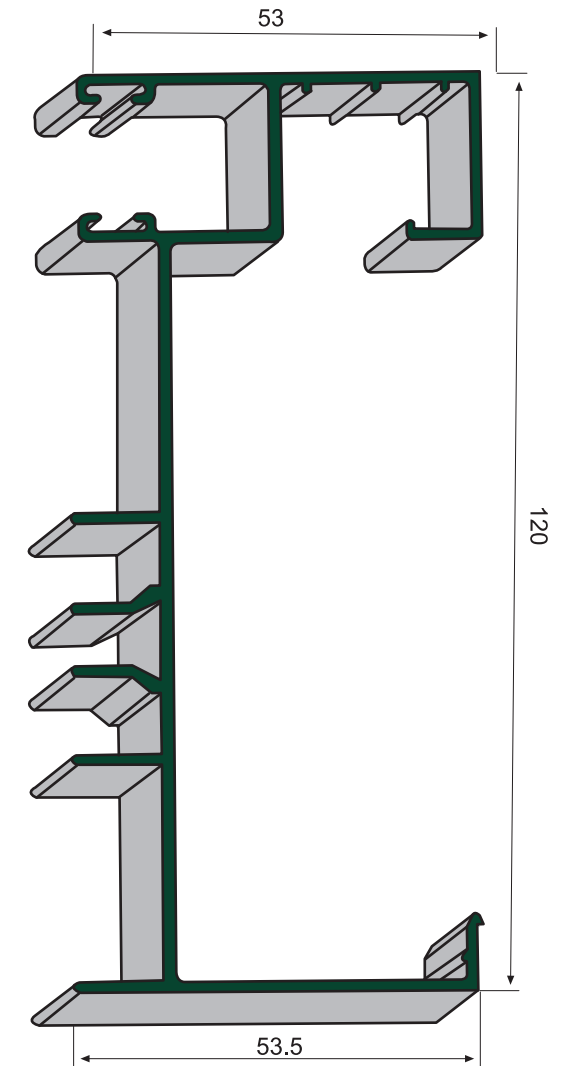


C/ 112 Zocalo cristal - 10

CORREDERA G-21



C/ 175 D Marco con guia de persianas

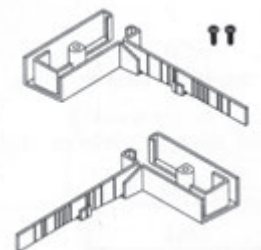


C/ 175 I Marco con guia de persianas

TAMBIÉN DISPONIBLE DE 150

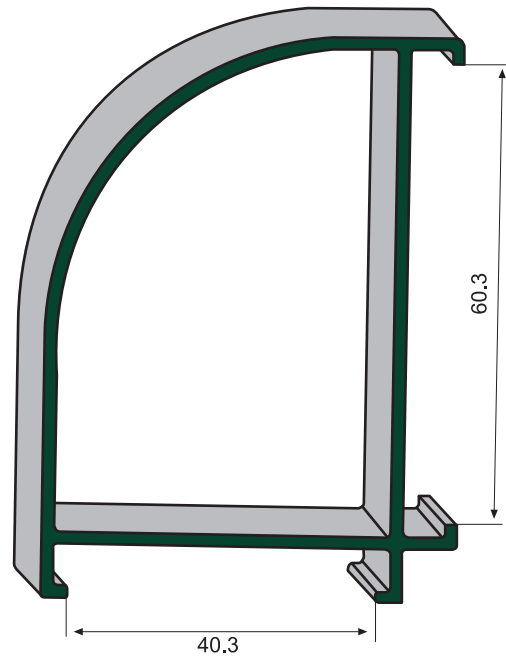
C/ 176 D Marco con guia de persianas de 150

C/ 176 I Marco con guia de persianas de 150

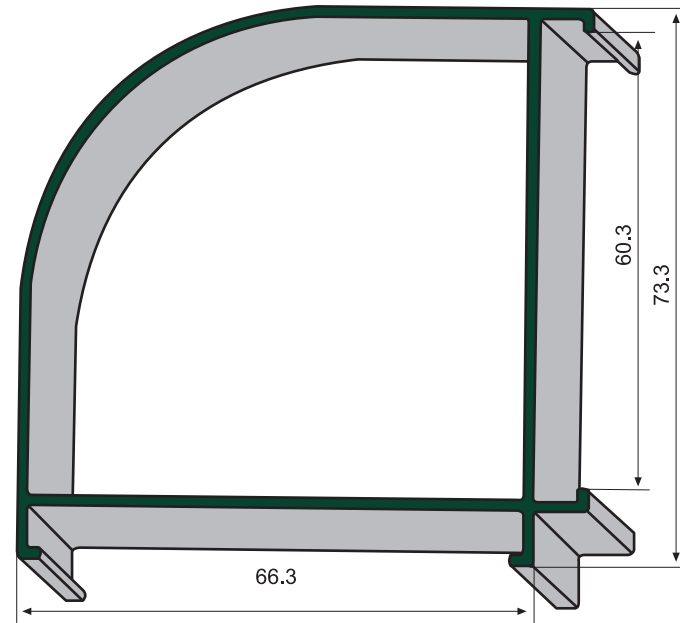


AC/ 875 Juegos tapas de guia Compacto

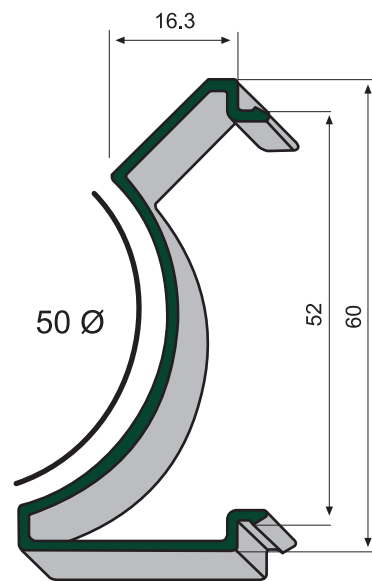
CORREDERA G-21



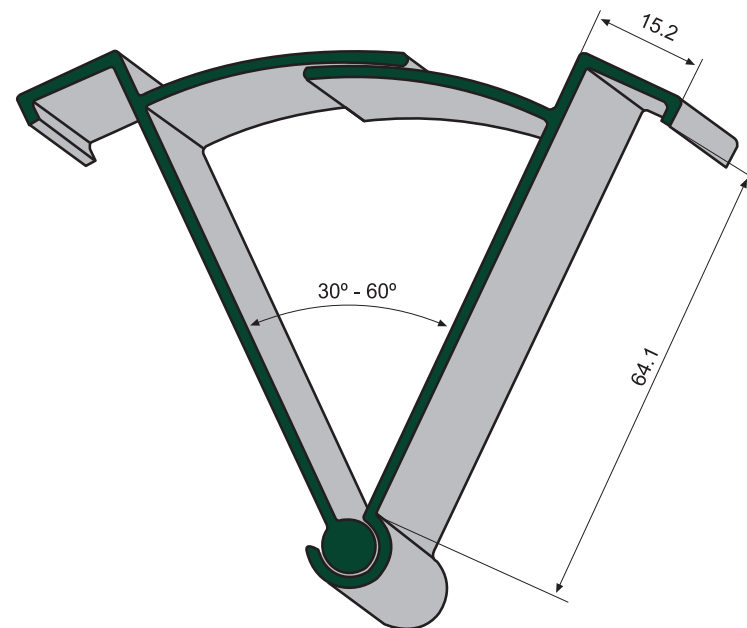
C/ 114 Esquinero corredera y abatible - 40



C/ 314 Esquinero de 45^a

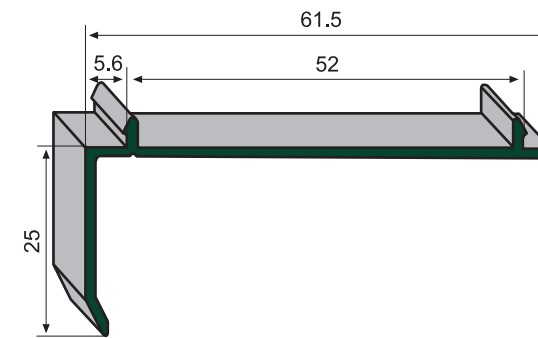


C/ 119 Esquinero regulable redondo -50

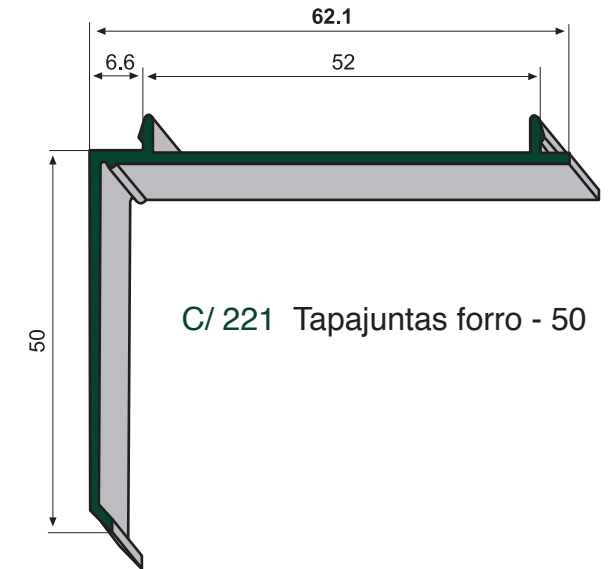


C/ 318 Esquinero regulable

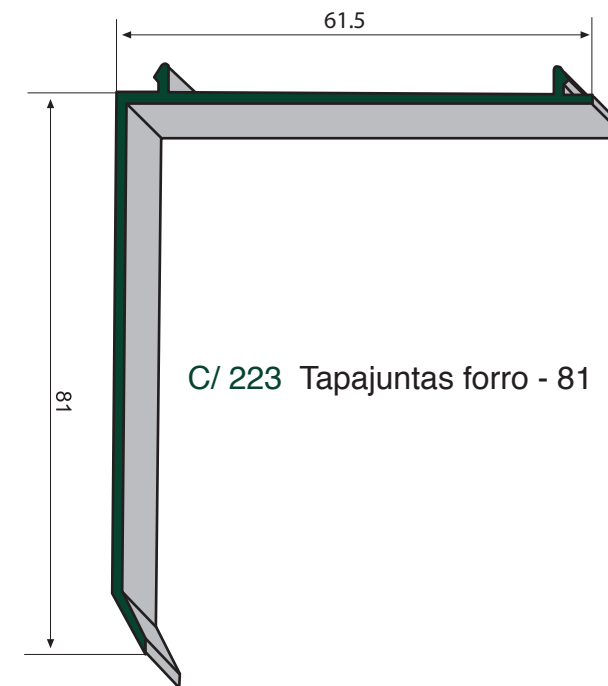
CORREDERA G-21



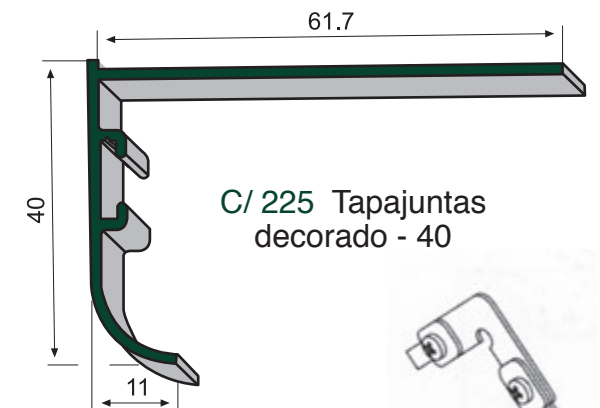
C/ 220 Tapajuntas forro - 25



C/ 221 Tapajuntas forro - 50



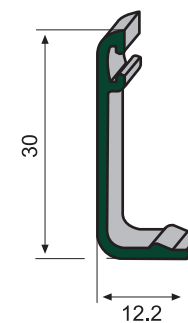
C/ 223 Tapajuntas forro - 81



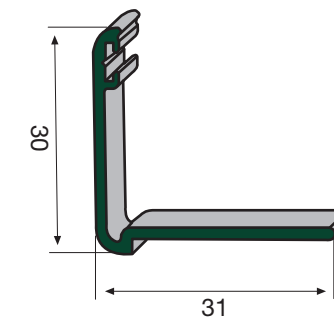
C/ 225 Tapajuntas decorado - 40



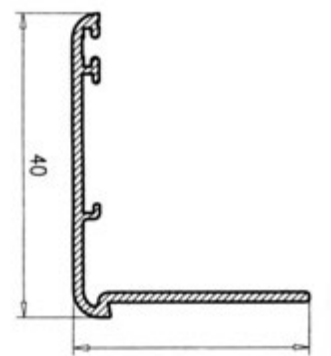
AC/ 107 Escuadra de alinear de C225



C/ 224 Tapajuntas para C/175 y C/ 875

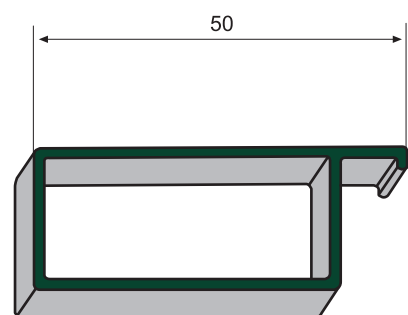


C/ 021 Tapajuntas - 30

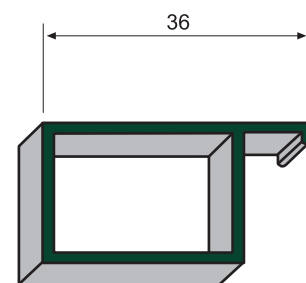


C/ 021L Tapajuntas de 40

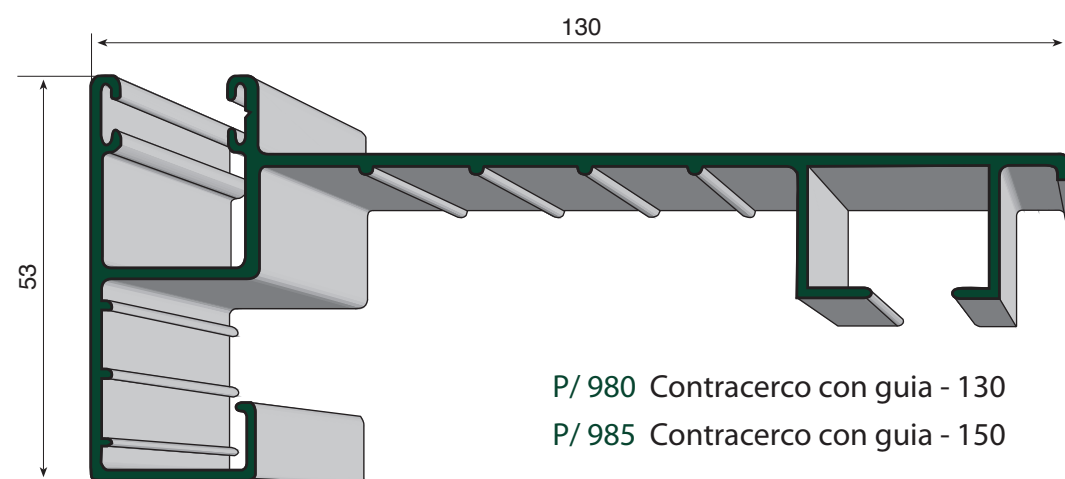
CONTRACERCOS G-21



C/ 300 Contracerco de obra de 50 - SA

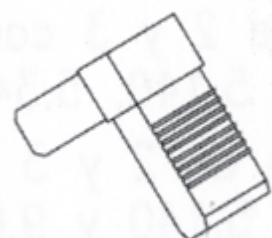


P/ 200 Contracerco de obra de 36 para cerrar P/980

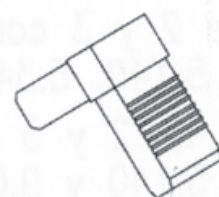


P/ 980 Contracerco con guia - 130

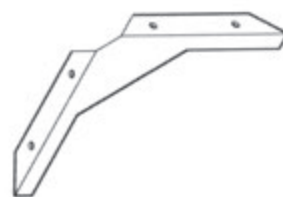
P/ 985 Contracerco con guia - 150



AC/ 300 Escuadra plastico contracerco

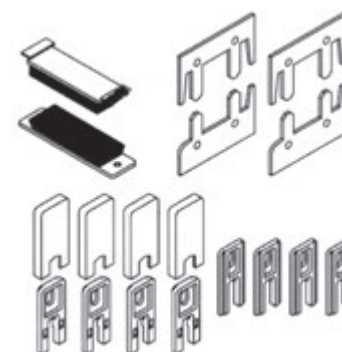


AA/ 200 Escuadra plastico contracerco

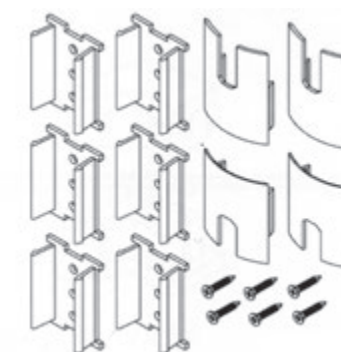


AC/ 108 Escuadra cartabon

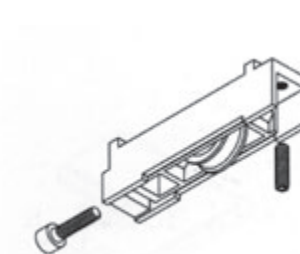
ACCESORIOS G-21



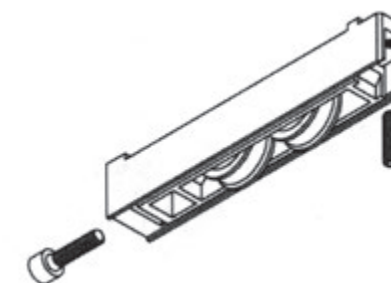
AC/ 101 Kit de juntas



AC/ 106 Kit de envellecador



AC/ 102 Ruedas



AC/ 122 Ruedas tandem



AC/ 133 Cierre con condena



AC/ 103 Cierre



AC/ 110 Goma para la hoja lateral



AC/ 105 Felpudo de 7 x 5



AC/ 155 Felpudo de 7 x 5 fin-seal



AC/ 115 Tapón suplemento 4 hojas



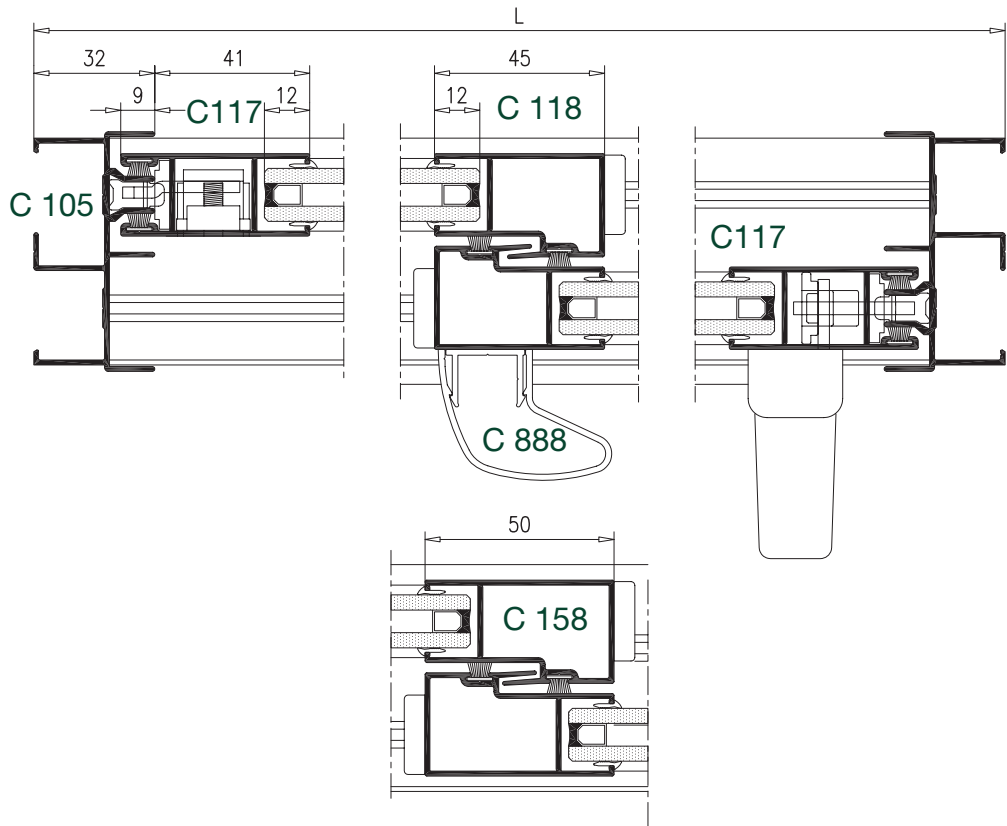
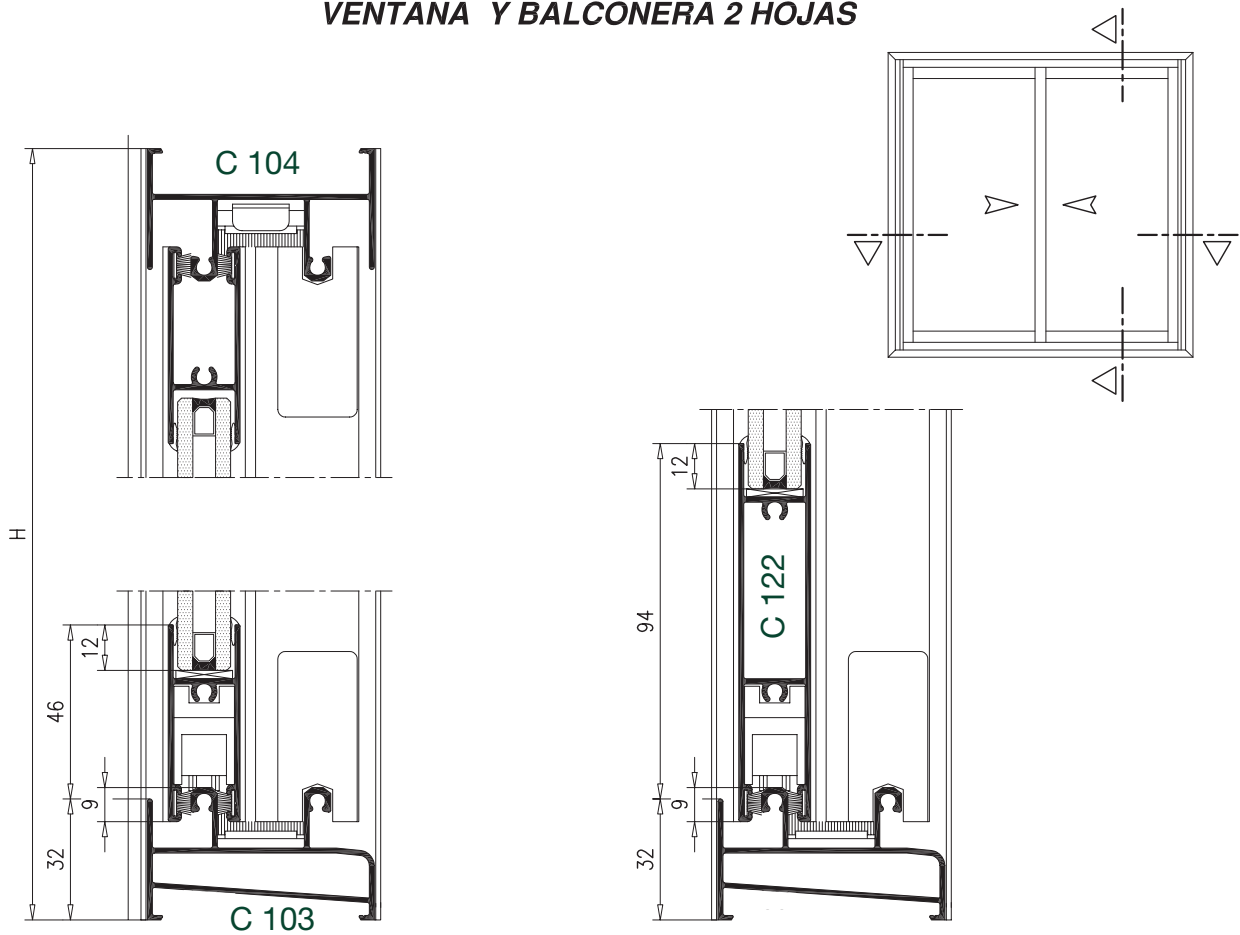
AC/ 516 Garra



AC/ 180 Grapa compacto

MONTAJE G-21

VENTANA Y BALCONERA 2 HOJAS



HOJA DE CORTE G-21

PERFILES		VENTANA Y BALCONERA 2 HOJAS		VENTANA Y BALCONERA 2 HOJAS CON COMPACTO	
REFERENCIA	DENOMINACION	CANT.	CORTE	CANT.	CORTE
 C104	MARCO SUPERIOR	1	L-40	1	L-85
 C103	MARCO INFERIOR	1	L-40	1	L-85
 C105	MARCO LATERAL	2	H		
 C175	M. LATERAL INTERIOR COMPACTO			1	H
 C176	M. LATERAL EXTERIOR COMPACTO			1	H
 C107	HOJA LATERAL	2	H-52	2	H-52
 C127	HOJA CENTRAL	2	H-52	2	H-52
 C117	HOJA CENTRAL	2	H-52	2	H-52
 C137	HOJA CENTRAL	2	H-52	2	H-52
 C147	HOJA CENTRAL	2	H-52	2	H-52
 C108	HOJA RODAMIENTO	4 ó 2	L/2 -13.5	4 ó 2	L/2 -36
 C128	HOJA RODAMIENTO	4 ó 2	L/2 -13.5	4 ó 2	L/2 -36
 C118	HOJA RODAMIENTO	4 ó 2	L/2 -13.5	4 ó 2	L/2 -36
 C138	HOJA RODAMIENTO	4 ó 2	L/2 -13.5	4 ó 2	L/2 -36
 C148	HOJA RODAMIENTO	4 ó 2	L/2 -13.5	4 ó 2	L/2 -36
 C158	HOJA RODAMIENTO	4 ó 2	L/2 -13.5	4 ó 2	L/2 -36
 C110	ZOCALO	0 ó 2	L/2 -13.5	0 ó 2	L/2 -36
 C120	ZOCALO	0 ó 2	L/2 -13.5	0 ó 2	L/2 -36
 C140	ZOCALO	0 ó 2	L/2 -13.5	0 ó 2	L/2 -36
 C112	ZOCALO	0 ó 2	L/2 -13.5	0 ó 2	L/2 -36
 C122	ZOCALO	0 ó 2	L/2 -13.5	0 ó 2	L/2 -36

CORTES CALCULADOS PARA HOJAS CENTRALES DE 50mm SI SE UTILIZAN LAS HOJAS CENTRALES DE 45mm ES NECESARIO DESCONTAR 2.5mm MÁS

PERFILES		VENTANA Y BALCONERA 3 HOJAS CORTE RECTO	
REFERENCIA	DENOMINACION	CANT.	CORTE
 C124	MARCO SUPERIOR	1	L-40
 C123	MARCO INFERIOR	1	L-40
 C125	MARCO LATERAL	2	H
 C107	HOJA LATERAL	2	H-49
 C127	HOJA CENTRAL	4	H-49
 C117	HOJA CENTRAL	4	H-49
 C137	HOJA CENTRAL	4	H-49
 C147	HOJA CENTRAL	4	H-49
 C108	HOJA RODAMIENTO	4 ó 2	L/3 + 2.5*
 C128	HOJA RODAMIENTO	4 ó 2	L/3 + 2.5*
 C118	HOJA RODAMIENTO	4 ó 2	L/3 + 2.5*
 C138	HOJA RODAMIENTO	4 ó 2	L/3 + 2.5*
 C148	HOJA RODAMIENTO	4 ó 2	L/3 + 2.5*
 C158	HOJA RODAMIENTO	4 ó 2	L/3 + 2.5*
 C110	ZOCALO	0 ó 2	L/3 + 2.5*
 C120	ZOCALO	0 ó 2	L/3 + 2.5*
 C140	ZOCALO	0 ó 2	L/3 + 2.5*
 C112	ZOCALO	0 ó 2	L/3 + 2.5*
 C122	ZOCALO	0 ó 2	L/3 + 2.5*

CORTES CALCULADOS PARA HOJAS CENTRALES DE 50mm SI SE UTILIZAN LAS HOJAS CENTRALES DE 45mm.
* $L/3 + 1$
** $L/3 + 9$

VENTANA ALUMINIO 2 HOJAS G - 21	
ENSAYO	RESULTADO
PERMEABILIDAD AL AIRE (UNE EN 1026:2000)	CLASE 3
ESTANQUIDAD AL AGUA (UNE EN 1027:2000)	CLASE 6A
RESISTENCIA A LA CARGA DE VIENTO (UNE EN 12211:2000)	CLASE C3